

GYNOTECH

Deals In All Medical Equipment

HD Video Colposcope



- »» Adjustable height
- »» 1-48x Magnification
- »» Inbuilt Capture Card
- »» Edge Uniform Brightness
- »» Latest Digital Matrix Processor
- »» High Resolution Sony Digital CCD
- »» Maintenance Free cold light source
- »» Auto reporting with colored picture
- »» Advance & fast auto focus Technology
- »» Recommended Lamp Life 10000 hours
- »» Display of genuine tissue color and tone



Office Add:- 164, Bharat Puri-A, Industrial Area, Talkatora, Lucknow, Uttar Pradesh - 226011

Branch Office:- Sujan Complex, Boring Canal Road, Patna, Bihar - 800 001

Mob No:- 8630789839, 9304677347

Email:- info@gynotech.in

Website:- www.gynotech.in

Cordiotocograph machine Cardiotocograph ("cardio"-heart' "toco"-labor; "Graph"-measure machinge comprises of an ultrasound to monitor the fetal heart rate and a tocodynamometer which monitors contraction patterns. The transduces use Doppler ultrasound to detect fetal heart monition, and the information in graphical and printalbe format.

WIRED CTG

- »» High sensitive watertight probe.
- »» Low ultersound power, safe to fetal
- »» Easy to carry, hang & space saving.
- »» Real time, accurate & reliable resuts
- »» Auto Fetal movement detection facility.
- »» Elements 1 Mhz Pulse Doppeler transducer.
- »» High sensitive transducer for FHR detection.
- »» In Built long life high resolution thermal printer
- »» 7"CTG with TFT screen up to 90 degree adjustable.
- »» Twing Monitoring facility inbuilt feature. (Prob is Optional).
- »» No Maintenance due to side range of applying voltage (10-240v)
- »» Interface of Parameters of FHR, TOCO, FM with waveform & digital display simultaneously



WIRELESS CTG

- »» Signal Processing : Special DSP system and Pattern recognition.
- »» Advance Parameters of FHR, TOCO, Auto Event marker
- »» 10.2 inches CTG Terminal with Wireless Transducers.
- »» Effective 1 Mhz (1-3MHz) Pulse Doppler transducers.
- »» Advance Crystals elements and safe to fetal.
- »» Easy to operate with no maintenance.
- »» Wide Wave Beam Technology
- »» Battery Backup available
- »» Water resistance Probes



Office Add:- 164, Bharat Puri-A, Industrial Area, Talkatora, Lucknow, Uttar Pradesh - 226011

Branch Office:- Sujan Complex, Boring Canal Road, Patna, Bihar - 800 001

Mob No:- 8630789839, 9304677347

Email:- info@gynotech.in

Website:- www.gynotech.in

GYNOTECH

Deals In All Medical Equipment



FLEXIVISION FLEXIBILITY IN VISION

SCHOLLY's own camera-board platform offers many new clinical features using unique video algorithms which are leading to a perfect image quality..

Latest CMOS chip technology offers this native full HD endoscopy camera a brilliant image quality with highest sensitivity. Edge enhancement and dynamic contrast function for best in class performance. The combination of a native full HD camera head and video algorithms lead to a more vivid image.

Selective Color Enhancement (SCE) : Highlighting vessels and tissue structures.
Smoke reduction: For a better view during dissection technologies (e.g. HF)
Grid removal : Reduces the honeycomb structure of image bundle endoscopes.
Clear view: Clears the view if liquid blurs the visibility.

CMOS FULL HD CAMERA 6160

Cymo HD6160 endoscopy camera is a new high definition endoscopy camera which delivers the clearest and sharpest image

1/3" chip image sensor for full high definition use
Full HD resolution 1920x1080 pixels (16:9)
New image enhancement functions on clarity and color
High interference immunity from electrosurger
Full digital chain achieved on DVI-D, HDMI, or 3G-SDI digital output
2.5x digital zoom and freeze function
Full HD resolution video recording and image capturing (optional)



FULL HD CAMERA 1156

The 6160 camera delivers an extremely clear and sharp image in full high definition standard by using a single chip solution.

1/3" chip high sensitivity image
Six types of endoscopy settings
Freeze function
2.5 x digital zoom
Mirror and flip function
Rotation function
Digital anti-Moire function for using with a flexible endoscope
Illuminated control buttons on the front panel
Programmable control buttons on the camera head
Patient information via an external keyboard

CYMO 1150 UBI CAMERA

Features:
- Ultra-high sensitive CCD image sensor - 10-bit digital image processing
- White balancing function
- Six user settings for different endoscopic functions
- Digital anti-Moire Function
- On screen display
- Water-proof camera head
- Convenient control panel



Office Add:- 164, Bharat Puri-A, Industrial Area, Talkatora, Lucknow, Uttar Pradesh - 226011

Branch Office:- Sujan Complex, Boring Canal Road, Patna, Bihar - 800 001

Mob No:- 8630789839, 9304677347

Email:- info@gynotech.in

Website:- www.gynotech.in

GYNOTECH

Deals In All Medical Equipment



CYMO




VESSEL SEALING SYSTEM

Monoseal Prime is a forerunner in the field of vessel sealing systems. It presents an improved and safe vessel sealing procedure in medical sector. Equipped with all safety features like alarm system and protection from current leakage, this equipment is ideal for minimal access and open surgery.

- Vessel fusion with no foreign material
- Body and cardiac protected design
- Patient plate alarm system
- HF leakage current > 150mA
- Vessel fusion with permanent fuses
- Involve no dissection & isolation
- Sealing with no sticking or charring

HYSTEROMAT

Advance Intra utrine Fluid Management System unit suitable for Arthroscopy, Hysteroscopy and Urology Systems
Micro controller Technology, with automatic pressure cut-off
Automatic Sensor Technology & Maximum pressure of 400mmhg
Digital Display for Maximum Patient Safety
Pressure Presetting range: 15-400mmHg(2-80kPa)
Flow rate:0.1-1.0-/min
Outstanding flow pressure sensor, high sensitivity, very safe and stable



LIGHT SOURCE

Cold LED Light Source
400watts LED Technology with Extra Cooling Facility
Colour Temperature More than 6900°K with Electronic IRIS
Automatic Temperature Protection

INSUFFLATOR

MICRO CONTROLLER Technology. HEATING SYSTEM Facility - No Fogging
Maximum flowrate is 30/50/60 litre/per min. Bariatric / Paediatric / Endo / Veress Mode / Trocar Mode



Office Add:- 164, Bharat Puri-A, Industrial Area, Talkatora, Lucknow, Uttar Pradesh - 226011

Branch Office:- Sujan Complex, Boring Canal Road, Patna, Bihar - 800 001

Mob No:- 8630789839, 9304677347

Email:- info@gynotech.in

Website:- www.gynotech.in

GYNOTECH

Deals In All Medical Equipment



TELESCOPES

ULTRA HD TELESCOPE
size 10 mm, 5 mm, 4 mm, 2.9 mm,
Degree 0° / 30° / 45° / 70°
Wide angled, Autoclavable,
Laser Welded with Sapphire Distale lens



2.9mm SHEATH

4.9 mm outer sheath
No Dialation required
No Anesthesia required
Diaognostice cum Operative sheath

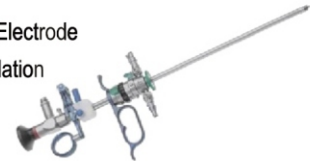


CYSTO SCOPE



BIPOLAR RESECTOSCOPE

5.8 mm outer sheath
Working Element with Passive Electrode
Oblique beak with ceramic insulation
Rotatable inner sheath



LAPAROSCOPE HAND INSTRUMENTS



Disposable dissector.curved



Disposable dissector.straight



Disposable scissor. straight



Disposable scissor. curved



Disposable scissor. straight



Disposable grasper. thin teeth



Disposable grasper. thing teeth
single jaw action



Disposable grasper. thing teeth
single jaw action Long

HYSTEROSCOPE HAND INSTRUMENTS



SCISSORS



GRASPER



BIOPSY



COLINGS KNIFE



BALL LOOP



CUTTING LOOP



Office Add:- 164, Bharat Puri-A, Industrial Area, Talkatora, Lucknow, Uttar Pradesh - 226011

Branch Office:- Sujan Complex, Boring Canal Road, Patna, Bihar - 800 001

Mob No:- 8630789839, 9304677347

Email:- info@gynotech.in

Website:- www.gynotech.in

GYNOTECH

Deals In All Medical Equipment

IUI FULL LAB



MICROSCOPE (BINOCULAR)



DIGITAL LAMINAR AIR FLOW



SPERM COUNTING CHAMBER



DIGITAL CENTRIFUGE MACHINE



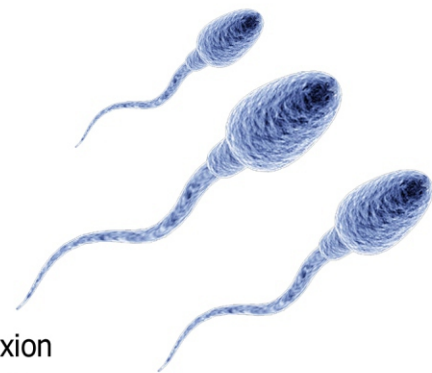
DIGITAL TEST TUBE WARMER



CRYOCAN

FROZEN SEMEN SAMPLE

- »» We provide frozen semen sample which is :
- »» IUI Ready
- »» Properly Quarantined and Retested against HIV I & II, HbsAg
- »» Thallacemia and VDRL.
- »» Each Cryo vail contains 30 millions motile sperm
- »» Motility % 50to 60% (+10%)
- »» Volume -----0.5 ml.
- »» Stored and Shipped in Liquid Nitrogen (-196°C)
- »» Donor detail is provided indicating blood group, height complexion Colour of eye and hair, along with certification against HIVI I& II, HbsAG and other STD.



Office Add:- 164, Bharat Puri-A, Industrial Area, Talkatora, Lucknow, Uttar Pradesh - 226011

Branch Office:- Sujan Complex, Boring Canal Road, Patna, Bihar - 800 001

Mob No:- 8630789839, 9304677347

Email:- info@gynotech.in

Website:- www.gynotech.in



GYNOTECH

Deals In All Medical Equipment

Baby Warmer Infant Radiant Warmer

SPECIFICATION

- Microprocessor based design.
- Clear large display.
- Scan Mode Operation.
- Programmable Alarm Mute Time.
- Automatic Over Heat and over Temp Protective System.
- Infrared Heater.
- Servo - Manual Mode Operation.
- Halogen Lamp For Observation.
- Integrated Bed with up down tilting Facility.
- Swivel Heater Unit.
- PT 100 Temp Probe.
- Accuracy +/- 10 Deg C.
- Set Temp range 30-38.7 deg C.
- Alarm for temp-low, Temp High, Probe Failure, Power Failure, System Failure.
- Power Supply 180- 290v/AC/50Hz.
- Heater Power Rating 600w/Halogen Lamp-50W.
- The Distance of Heater Source to Baby 85cms.
- Dimension Bay Tray 730mm L x 520 mm W x 50mm H



Office Add:- 164, Bharat Puri-A, Industrial Area, Talkatora, Lucknow, Uttar Pradesh - 226011

Branch Office:- Sujan Complex, Boring Canal Road, Patna, Bihar - 800 001

Mob No:- 8630789839, 9304677347

Email:- info@gynotech.in

Website:- www.gynotech.in



GYNOTECH

Deals In All Medical Equipment



Patient Monitor 5 Para



Patient Monitor 3 Para



ECG Machine 3/6/12 Channel



Suction Machine



Syringe Pump



BIPAP/CPAP Machine



Infusion Pump



Oxygen Concentrator



Fetal Doppler



Office Add:- 164, Bharat Puri-A, Industrial Area, Talkatora, Lucknow, Uttar Pradesh - 226011

Branch Office:- Sujan Complex, Boring Canal Road, Patna, Bihar - 800 001

Mob No:- 8630789839, 9304677347

Email:- info@gynotech.in

Website:- www.gynotech.in